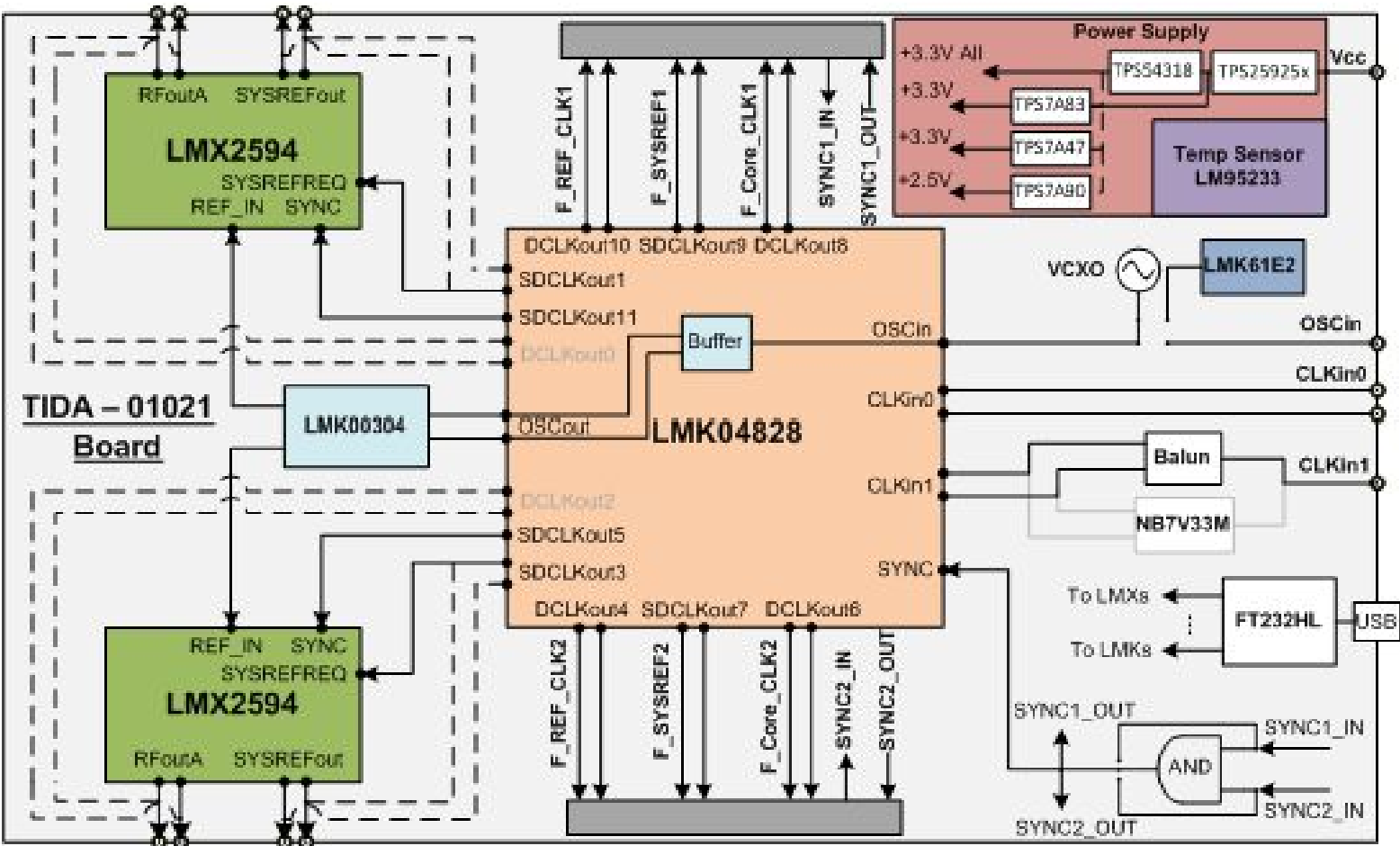
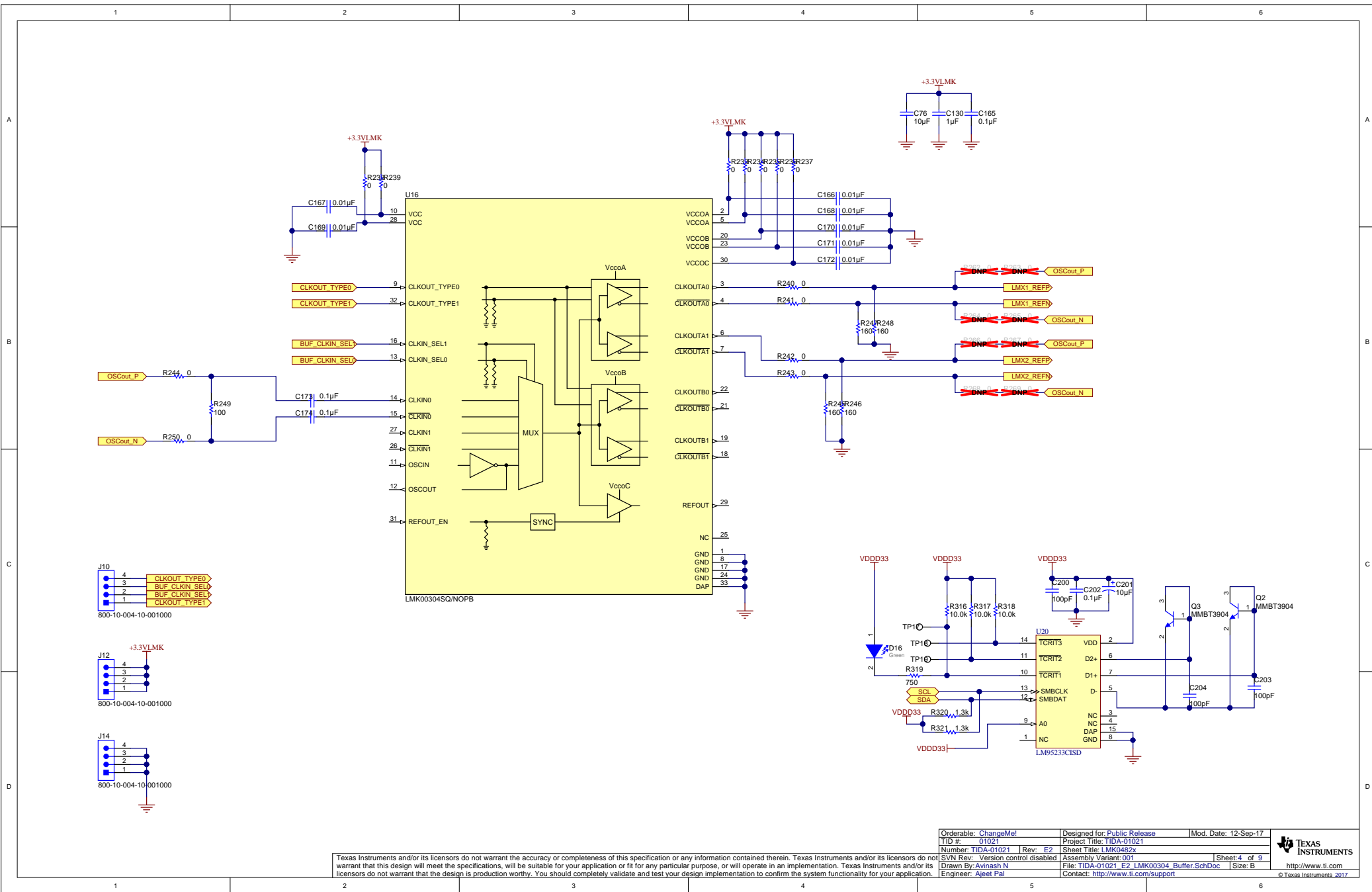


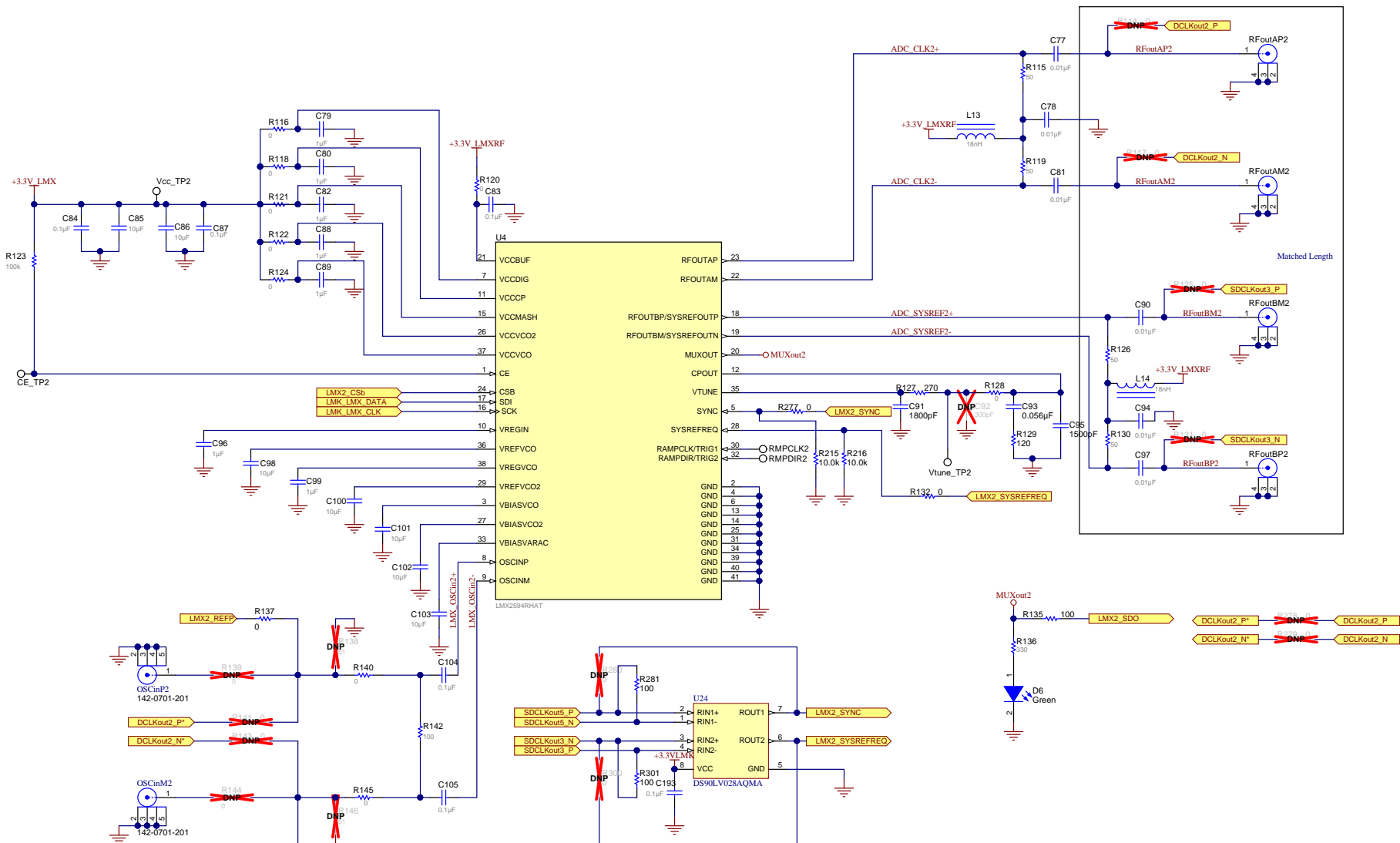
Revision History				
Rev	ECN #	Approved Date	Approved by	Notes
N/A	N/A	N/A	N/A	N/A



Texas Instruments and/or its licensors do not warrant the accuracy or completeness of this specification or any information contained therein. Texas Instruments and/or its licensors do not warrant that this design will meet the specifications, will be suitable for your application or fit for any particular purpose, or will operate in an implementation. Texas Instruments and/or its licensors do not warrant that the design is production worthy. You should completely validate and test your design implementation to confirm the system functionality for your application.

Orderable: ChangeMe!	Designed for Public Release	Mod. Date: 06-Oct-17
TID #: 01021	Project Title: TIDA-01021	
Number: TIDA-01021 Rev: E2	Sheet Title:	
SVN Rev: Version control disabled	Assembly Variant: 001	Sheet: 1 of 9
Drawn By:	File: TIDA-01021_E2_CoverSheet.SchDoc	Size: B
Engineer: Ajeet Pal	Contact: http://www.ti.com/support	

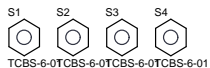




Texas Instruments and/or its licensors do not warrant the accuracy or completeness of this specification or any information contained therein. Texas Instruments and/or its licensors do not warrant that this design will meet the specifications, will be suitable for your application or fit for any particular purpose, or will operate in an implementation. Texas Instruments and/or its licensors do not warrant that the design is production worthy. You should completely validate and test your design implementation to confirm the system functionality for your application.

Orderable: ChangeMe!	Designed for Public Release	Mod. Date: 06-Oct-17
TID #: 01021	Project Title: TIDA-01021	
Number: TIDA-01021 Rev: E2	Sheet Title: LMX2594R	
SVN Rev: Version control disabled	Assembly Variant: 001	Sheet: 6 of 9
Drawn By: Avinash N	File: TIDA-01021_E2_LMX2594R_2_SchDoc	Size: B
Engineer: Ajeet Pal	Contact: http://www.ti.com/support	©Texas Instruments 2017





PCB Number: TIDA-01021
PCB Rev: E2

PCB
LOGO

Pb-Free Symbol

PCB
LOGO

FCC disclaimer

PCB
LOGO

Logo1

You should delete the nylon screws/standoffs and/or the bump-ons as needed for your design (or substitute other parts from Hardware.IntLib). Bump-ons are cheaper, but provide less clearance.

Deleting anything else from this page may result in your EVM submission being rejected (until you add them back).

Update the Label Text in the Label Table as needed for each Assembly Variant.

You should delete this note too.

Variant/Label Table

Variant	Label Text
001	ChangeMe!
002	ChangeMe!

LBL1

PCB Label

Size: 0.65" x 0.20"

ZZ1

Label Assembly Note

This Assembly Note is for PCB labels only

ZZ2

Assembly Note

These assemblies are ESD sensitive, ESD precautions shall be observed.

ZZ3

Assembly Note

These assemblies must be clean and free from flux and all contaminants. Use of no clean flux is not acceptable.

ZZ4

Assembly Note

These assemblies must comply with workmanship standards IPC-A-610 Class 2, unless otherwise specified.

Texas Instruments and/or its licensors do not warrant the accuracy or completeness of this specification or any information contained therein. Texas Instruments and/or its licensors do not warrant that this design will meet the specifications, will be suitable for your application or fit for any particular purpose, or will operate in an implementation. Texas Instruments and/or its licensors do not warrant that the design is production worthy. You should completely validate and test your design implementation to confirm the system functionality for your application.

Orderable: ChangeMe!	Designed for: Public Release	Mod. Date: 05-Oct-17
TID #: 01021	Project Title: TIDA-01021	
Number: TIDA-01021 Rev: E2	Sheet Title:	
SVN Rev: Version control disabled	Assembly Variant: 001	Sheet: 9 of 9
Drawn By:	File: TIDA-01021_E2_Hardware.SchDoc	Size: B
Engineer: Ajay Pal	Contact: http://www.ti.com/support	

